
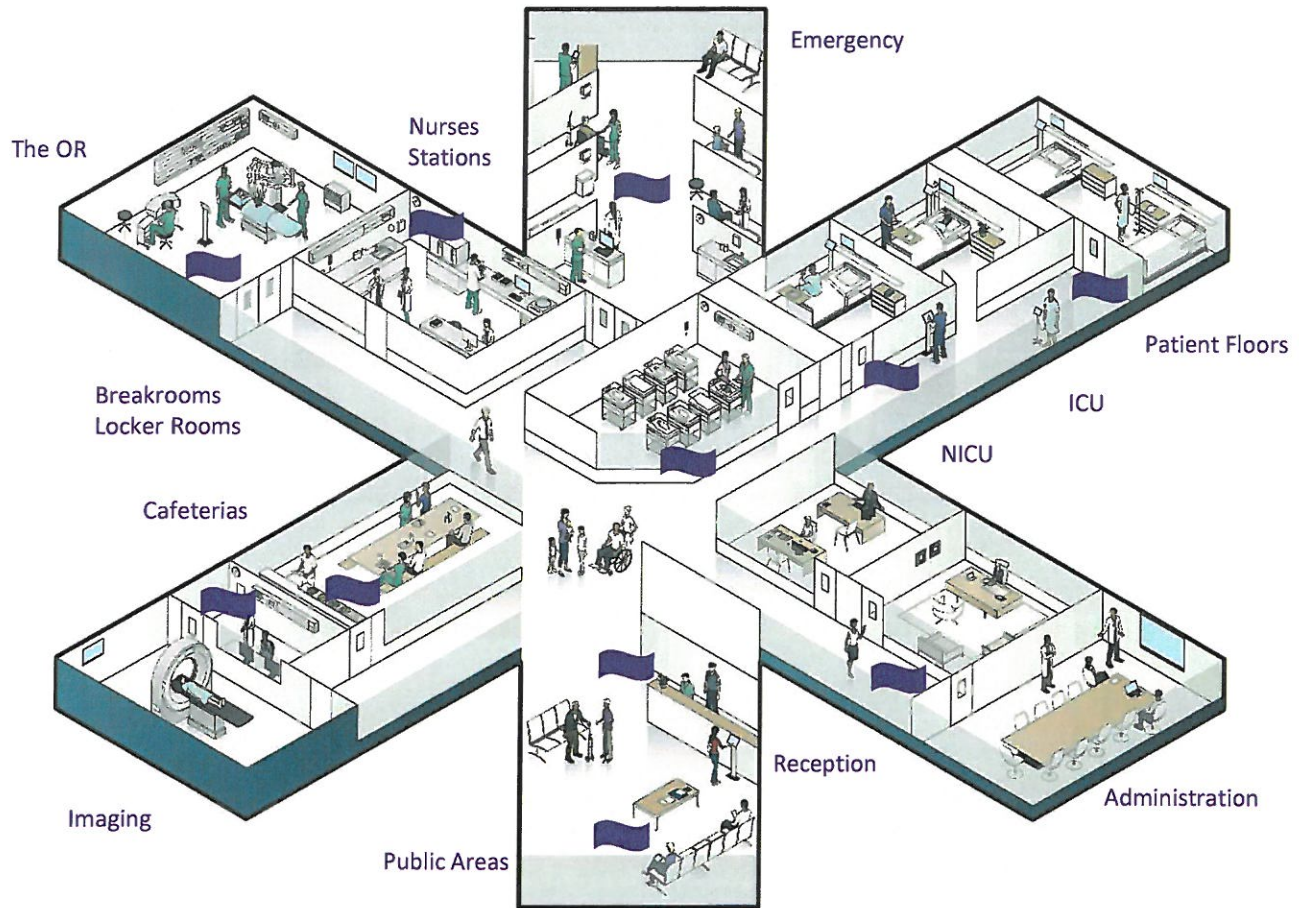


# Where Could You Use Up to 99.99%, 60-Second Mobile Device Disinfection?

AUVS' KR615 Countertop UV Disinfection Device – *The UV Box* – uses our US Pentagon-selected Photon Trap Technology to disinfect mobile devices that are known agents of cross-contamination.



*The UV Box* - Quickly becoming the healthcare standard in non-chemical disinfection of mobile handheld devices.

## Quick, Easy, Effective!

- Up to 4 Log, 99.99% Disinfection Rate for C. diff Spores According to Independent FDA Consulting Lab Protocol and Testing
- One-Button Simplicity: No Learning Curve
- Durable: No Moving Parts + Aluminum Case Protects UV Chamber
- 7 Year UV Lamp Guarantee
- Easy Lamp Replacement Access Panel
- Will Not Damage Valuable Equipment
- **Designed & Made in the USA**

## Disinfect Anything that Fits in Just 55 Seconds

1 iPad, 5 Phones or Any Combination of Mobile Devices that Fit



**AUVS**  
ADVANCED ULTRA-VIOLET SYSTEMS

Available Exclusively through Safety Net

866-918-8546

info@safetynetamerica.com

www.safetynetamerica.com

**Safety Net**  
Solutions that save lives.





# The AUVS KR615 Germicidal Enclosure

**Up to 4 Log, 99.99% Disinfection Rate in Less than 60 Seconds**

Mobile devices that move freely in and out of your hospital are known agents of cross-contamination.

Traditional cleaning methods can damage expensive devices, especially those with LCD displays.

**The KR615 Germicidal Enclosure – The UV Box –  
Tackles both Problems**


- 1) Helps Prevent HAIs
- 2) Will Not Damage Expensive Equipment



***“Two Problems, One Solution!”***

## Operating Instructions

- 1) Clean visible dirt, moisture or liquid residue from items to be disinfected as per manufacturer’s instructions. In general, loose dirt can be cleaned with a soft duster or compressed air. Do Not scrub item or use paper towels such as hand towels from a sanitary facility.
- 2) Place item(s) in the KR615 Germicidal Enclosure.



- 3) For items with cords or leads that must remain connected, thread the cord through the unit’s Wire Routing System.
- 4) When disinfecting multiple items do not stack or allow sides of inserted items to touch each other.
- 5) Close the door and turn knob to lock. Press the red button to begin the disinfection cycle.
- 6) When the red button and LED indicator turn off, remove item(s) and use normally.

**Note:** Covered surfaces not contacted by the UV light will not be disinfected.

## Warranty

1. The KR615 UV disinfection Medium and Big Boxes are warranted for 2 years from manufacturing defects.
2. All parts and labor are covered under this period, excluding damage due to abuse by the user.
3. The UV lamps in the AUVS UV-Box are warranted for 7 years from date of purchase.
4. Please contact Safety Net America 866-918-8546 for an RMA and details on how to return a defective unit, as well as replacement lamps that may have burned out within the warranty period.

## Replacement Parts

Only two parts of the AUVS UV-Box are replaceable. The quartz rods and the UV lamps. Replacements can be purchased through Safety Net America at 866-918-8546.

**AUVS**  
ADVANCED ULTRA-VIOLET SYSTEMS

Available Exclusively through Safety Net

866-918-8546

info@safetynetamerica.com  
www.safetynetamerica.com

